

# Art & Design Curriculum Map

				Areas of Focus			
Exploring the Natural World		Understanding Identity and Exploring Relationships		Exploring the Power of Creativity			
EYFS	Being inspired by the world around us Focuses upon how we can facilitate an exploration of the natural world which stimulates creative thinking.		Feeling connected Children explore who they are, and how they might connect to those around them.		Making Art How do we make Art? And how does it make us feel?		
	<p><u>Projects explore the following:</u></p> <p>Active exploration of the natural world and making art</p> <p>Encourages children to look at the world as a place containing elements they can manipulate and transform</p> <p>Opportunity to explore early mark making</p> <p>Encourages discovery, conversation and sharing</p> <p>Exploring objects through other senses not use sight</p> <p>Explores colour as a medium beyond paint</p> <p>Develops observational skills</p> <p>Encourages playful exploration</p> <p>Helps children explore sensory perception</p> <p>Promotes teachers &amp; children to create their own learning pathways</p>		<p><u>Projects explore the following:</u></p> <p>Develops dexterity and making skills</p> <p>Explores using drawing, colouring and collage</p> <p>Promotes conversations about character and identity</p> <p>Promotes ideas about story, narrative and dialogue</p> <p>Enables children to work alone and then contribute their work to shared experience</p> <p>Helps children explore their sense of self, likes &amp; dislikes, personality etc</p> <p>Explores and connects drama, photography, drawing, collage...</p> <p>Promotes sharing and conversation</p> <p>Encourages children to recognise and appreciate the things we have in common and the things which make us special</p>		<p><u>Projects explore the following:</u></p> <p>Drawing, Painting, Printmaking (block &amp; mono), Using Stencils, 3D Painting, Collage,</p> <p>Exploring Mark making with charcoal/soft pastels etc.</p> <p>Drawing as a physical activity</p> <p>Colour mixing</p> <p>Promoting close looking</p> <p>Exploring printmaking as a tool for mark making</p> <p>Explores ideas about shape and how we can make shape</p> <p>Promoting individual and group work</p> <p>Developing understanding of negative and positive printing</p> <p>Experimenting with pigments on water</p> <p>Explores ideas of foreground and background</p> <p>Links to narrative and story telling</p>		
	<p><i>Project examples:</i></p> <p><i>Primal Painting, Feely Drawings, To Colour, Dressing up as a Fossil</i></p>		<p><i>Project examples:</i></p> <p><i>Making finger puppets, Self Portraiture &amp; Photography</i></p>		<p><i>Project examples:</i></p> <p><i>Drawing like a Caveman , Autumn Wax Resist Leaves , Plasticine Printmaking , Marbling , Drawing by Torchlight, Finger Palette Portrait, Murals</i></p>		












*Get connected*

*Reflect & respond*

*Open our minds*

*We are motivated*

# Art & Design Curriculum Map

Cycle A	Autumn		Spring		Summer	
Key Stage One	Drawing & Sketchbooks	Print, Colour, Collage	Working in 3D	Paint, Surface, Texture	Paint, Surface, Texture	Collaboration & Community
	<u>Spirals</u>  <p>Using drawing, collage and mark-making to explore spirals. Introducing sketchbooks.</p>	<u>Simple Printmaking</u>  <p>Explore simple ways to make a print. Use line, shape, colour and texture to explore pattern, sequencing and symmetry.</p>	<u>Playful Making</u>  <p>Exploring materials and intention through a playful approach.</p>	<u>Exploring Watercolour</u>  <p>Exploring watercolour and discovering we can use accidental marks to help us make art.</p>	<u>Making Birds</u>  <p>Sculptural project beginning with making drawings from observation, exploring media, and transforming the drawings from 2d to 3d to make a bird.</p>	<u>Inspired by Flora &amp; Fauna</u>  <p>Explore how artists make art inspired by flora and fauna. Make collages of MiniBeasts and display as a shared artwork.</p>
Cycle B	Drawing & Sketchbooks	Print, Colour, Collage	Working in 3D	Paint, Surface, Texture	Paint, Surface, Texture	Collaboration & Community
Key Stage One	<u>Explore &amp; Draw</u>  <p>Introducing the idea that artists can be collectors &amp; explorers as they develop drawing and composition skills.</p>	<u>Exploring the World Through Mono Print</u>  <p>Using a simple mono print technique to develop drawing skills, encourage experimentation and</p>	<u>Be an Architect</u>  <p>Exploring architecture and creating architectural models.</p>	<u>Expressive Painting</u>  <p>Explore how painters use paint in expressive and gestural ways. Explore colour mixing and experimental mark making to create abstract still lifes.</p>	<u>Stick Transformation Project</u>  <p>Artists use their creative skills to re-see and re-imagine the world. Explore how you can transform a familiar object into new and fun forms.</p>	<u>Music &amp; Art</u>  <p>Explore how we can make art inspired by the sounds we hear. Draw, collage, paint and make.</p>













*Get connected*

*Reflect & respond*

*Open our minds*

*We are motivated*

# Art & Design Curriculum Map

Cycle A	Autumn		Spring		Summer	
Lower Key Stage Two	Drawing & Sketchbooks	Print, Colour, Collage	Working in 3D	Paint, Surface, Texture	Working in 3D	Collaboration & Community
	<u>Gestural Drawing with Charcoal</u>  Making loose, gestural drawings with charcoal, and exploring drama and performance	<u>Working with Shape and Colour</u>  "Painting with Scissors": Collage and stencil in response to looking at artwork.	<u>Telling Stories Through Drawing &amp; Making</u>  Explore how artists are inspired by other art forms – in this case how we make sculpture inspired by literature and film.	<u>Cloth, Thread, Paint</u>  Explore how artists combine media to create work in response to landscape. Use acrylic and thread to make a painted and stitched piece.	<u>Making Animated Drawings</u>  Explore how to create simple moving drawings by making paper "puppets" and animate them using tablets.	<u>Using Natural Materials to Make Images</u>  Using natural pigments and dyes from the local environment to make art. Exploring Cyanotype and Anthotype.
Upper Key Stage Two	Drawing & Sketchbooks	Print, Colour, Collage	Working in 3D	Paint, Surface, Texture	Working in 3D	Collaboration & Community
	<u>Typography and Maps</u>  Exploring how we can create typography through drawing and design, and use our skills to create personal and highly visual maps.	<u>Making Monotypes</u>  Explore how artists use the monotype process to make imagery. Combine the monotype process with painting and collage to make visual poetry zines.	<u>Set Design</u>  Explore creating a model set for theatre or animation inspired by poetry, prose, film or music.	<u>Mixed Media Land &amp; Cityscapes</u>  Explore how artists use a variety of media to capture spirit of the place. Focus upon exploratory work to discover mixed media combinations.	<u>Architecture: Dream Big or Small?</u>  Explore the responsibilities architects have to design us a better world. Make your own architectural model.	<u>Fashion Design</u>  Explore contemporary fashion designers and create your own 2d or 3d fashion design working to a brief.













*Get connected*

*Reflect & respond*

*Open our minds*

*We are motivated*

# Art & Design Curriculum Map

Cycle B	Autumn		Spring		Summer	
Lower Key Stage Two	Drawing & Sketchbooks	Print, Colour, Collage	Working in 3D	Paint, Surface, Texture	Working in 3D	Collaboration & Community
	<u>Storytelling Through Drawing</u>  Explore how artists create sequenced drawings to share and tell stories. Create accordion books or comic strips to retell poetry or prose through drawing.	<u>Exploring Pattern</u>  Exploring how we can use colour, line and shape to create patterns, including repeating patterns.	<u>The Art of Display</u>  Explore how the way we display our work can affect the way it is seen. Create an artwork inspired by the idea of "Plinth".	<u>Exploring Still Life</u>  Explore artists working with the genre of still life, contemporary and more traditional. Create your own still life inspired art work.	<u>Sculpture, Structure, Inventiveness &amp; Determination</u>  What can artists learn from nature? Nurture personality traits as well as technical skills.	<u>Festival Feasts</u>  Drawing and Making inspired by food. How might we use food and art to bring us together?
Upper Key Stage Two	Drawing & Sketchbooks	Print, Colour, Collage	Working in 3D	Paint, Surface, Texture	Working in 3D	Collaboration & Community
	<u>2D Drawing to 3D Making</u>  Explore how 2D drawings can be transformed to 3D objects. Work towards a sculptural outcome or a graphic design outcome.	<u>Activism</u>  Explore how artists use their skills to speak on behalf of communities. Make art about things you care about.	<u>Brave Colour</u>  Exploring the work of installation artists who use light, form and colour to create immersive environments. Creating 2 d or 3d models to share our vision of imagined installations with	<u>Exploring Identity</u>  Discover how artists use layers and juxtaposition to create artwork which explores identity. Make your own layered portrait.	<u>Take a Seat</u>  Explore how craftspeople and designers bring personality to their work. Make a small model of a chair which is full of personality.	<u>Shadow Puppets</u>  Explore how traditional and contemporary artists use cutouts for artistic affect. Adapt their techniques to make your own shadow puppets.

Get connected

Reflect & respond

Open our minds

We are motivated