



Explorers Class Autumn Term Parent Information




1. Year Curriculum Overview
2. Reading
3. Foundation Stage staff
4. Foundation Stage Timetable
5. Uniform
6. Other items to bring
7. Illness & Medicines
8. Golden Rules
9. House Teams



Explorers Curriculum Overview












Autumn

Reading Spine	We're Going On Bear Hunt 	The Gruffalo 	The Enormous Turnip 	Pumpkin Soup 			
Writing Journey	Writing expectations: oral retelling, pencil grip and letter formation	Describing key settings/characters within a story 	Retelling and ordering a story 	Ordering instructions 			
Curriculum	Explores themes including family, friendship, school and people in our local community.	Being Me in My World 	Baking Gruffalo Crumble	Children learn, retell and act out familiar traditional tales.	Celebrating Differences 	Cooking Pumpkin Soup	Nativity! 

Spring

Reading Spine	How To Catch A Star 	Whatever Next 	The Three Little Pigs 	Elmer 			
Writing Journey	Writing expectations: letter formation, finger spaces, CVC spelling	Instruction writing and 'bossy words' 	Non chronological report - animal fact file 	Character description 			
Curriculum	Exploring how children have grown and changed since they were babies and how life in the past was different	Dreams and Goals 	Drawing	All about food and farming! Exploring where food comes from and what plants need to survive.	Healthy Me 	Exploring Paint	End of Term Showcase!

Summer

Reading Spine	The Gingerbread Man 	Rabbit's Pancake Picnic 	Little Red Riding Hood 	Little Red and the Very Hungry Lion 			
Writing Journey	Writing expectations: letter formation, finger spaces, CVC spelling, capital letters, full stops	Recount and story adaptation 	Letter writing 	Exploring rhyme 			
Curriculum	Children explore animals from round the world, learning how to look after them and their environment.	Relationships 	Junk Modelling Creations	All about the seaside! Children learn about beach safety and how to protect themselves from the sun.	Changing Me 	Textiles	End of Term Showcase!

Reading



Reading at home

Reading with your child at home is one of the simplest but most important ways you can help your child. As you share books, you are helping improve your child's reading skills, vocabulary, and comprehension, but also showing them how important and enjoyable reading is.

Read, Write Inc phonics and Guided Reading

In Reception, your child will follow the Read, Write Inc programme to develop their phonetic knowledge, fluency and comprehension reading skills. Daily lessons include learning new letter sounds, spelling words with those sounds, reading and writing 'Red' words, reading and answering questions about their texts.

Read Write Inc.
Phonics



Foundation Stage Staff



Mr Mould
Foundation Stage
Teacher
& Key Worker



Miss B
Foundation Stage
HLTA - Level 4
& Key Worker.
Trainee EY's Teacher



Mrs Coop
Foundation Stage
Cover TA - Level 3



Mrs Mould
PPA Cover
Teacher & EYFS
Leader



Foundation Stage Timetable



8:45 - Self register & choosing time (maths/Literacy focus)

10:00 - Phonics RWI

10:30 - Snack time

10:45 - Playtime with whole school

11:00 - Carpet time followed by choosing time (maths/Literacy focus)

11:45 - Lunchtime

1:00 - Carpet time followed by choosing time (Area of learning focus)

2:00 - Story and milk followed by choosing time

3:00 - Singing and home time prep


3:15 - Home time



Uniform

School uniform can be purchased from www.schooltrends.co.uk

- Red school jumper or cardigan with school logo or plain.
- White polo shirt with school logo or plain.
- Grey or black school trousers, shorts or skirts.
- Grey or black sock/grey, black or red tights.
- Red summer school dresses.
- Black school shoes.



PE Kit

PE days are Tuesday this term. Children come to school dressed in their PE kits on PE days with long hair tied back.

- Plain white t-shirt or with school logo.
- Black shorts or trousers.
- Red school jumper plain or with logo/Red school PE hoodie.
- Black PE pumps or trainers



Other items to bring



- A pair of wellies to be left in school - named



- A change of clothes to be brought in a bag and left on peg - all items named

- Hat, scarf, gloves and warm coat in the winter



- Sun hat and sun cream in the summer



Lunchtime and Snack



School dinners can be ordered via the school app or school office in advance. Dinner menus are available on the school website and change each term.

Children can bring a packed lunch if they prefer. Please ensure these are healthy lunches and do not contain any fizzy drinks, sweets or nuts.

Snack is provided daily in the Foundation Stage with our school cook preparing a delicious fruit salad each morning. A cup of milk is also offered to the children every morning at snack time.



Illness & Medicines



If your child is ill, please call the school office between 8:30am and 9am or email school@whitstone.cornwall.sch.uk. Please let us know if the illness is infectious ie. Chicken Pox, Worms, Conjunctivitis, Impetigo or Head Lice. If your child has sickness or diarrhoea, please keep them at home for 48 hours from the last incident as this helps to stop illnesses spreading through the school.

If your child becomes ill during the school day, we will contact you via your emergency contact details.

Medicines

If you need to send in medicine for your child, please leave it at the school office and complete a medicine form. We will not administer medicine to your child without this. We will also only administer medicine that has a prescription label with your child's name on. This includes Calpol and Nurofen medicines.

If your child has an inhaler, please bring a spare inhaler and spacer (if needed) to the school office with your child's name on it in a clear sandwich bag. You will be asked to complete a medical form and the inhaler will remain in school and be taken on any trips.



Golden Rules





Children receive a GOLD STAR to post in our golden post box when they are consistently following our school rules. Names are pulled out of the golden post box in Celebration Assembly and certificates given.



House Teams



TEAM



This year, we have introduced our house team and house point system. The children will be placed into a house team with mixed ages and will collect points for their team throughout the school year. Points will be counted and announced in Celebration Assembly. The winning house team will receive a prize!

