


Voyagers Class Autumn Term Parent Information

1. Year Curriculum Overview
2. Detailed Learning Information
3. Homework & Reading
4. Curriculum Homework Grid
5. Reminders
6. Golden Rules
7. House Teams


















Voyagers Cycle B Curriculum Overview














Autumn

Reading Spine	Princess and the Frog 		If I Were King Chelsea O'Byrne 		The Knight Who Wouldn't Fight Helen Docherty 		The Queen's Hat Steve Antony 		 Oliver Jeffers
	Place value of punctuation and grammar 		Diary entry as a king 		Character description 		Tea Party; Letter to the Queen 		
	English and British monarchy. Exploring six of the most significant monarchs and their impact on British history.		Animals inc Humans: Offspring, changes, what is a healthy diet? 		Explore and Draw 	Being Me In My World & Celebrating Difference 	Investigation Weather: exploring differences between weather and climate as well as recognising weather patterns. 	Sikhism & Islam 	Mono Print 

Spring

Reading Spine	The Sea Saw Tom Percival 		Sally and the Limpet Simon James 		The Lighthouse Keeper's Lunch 		The Mousehole Cat Antonia Barber 		 Julia Donaldson
	Postcard from Teddy 		Narrative; Innovate story 		Instructions; How to make a sandwich 		Setting Description 		
	Exploring the world through continents, oceans and capital cities.		Plants: What do plants need to survive? Comparison of plants inc. which plants we can and can not eat. 		Be an Architect 	Dreams & Goals Healthy Me 	Cornish Coastlines: Identification of both local human and physical features. Comparison to Tulum, Mexico. 	Buddhism & Christianity 	Expressive Painting 

Summer

Reading Spine	Field Trip to the Moon John Hare 		Neil Armstrong 		Journey to the Last River Teddy Keen 		David Attenborough 		Eric Carle
	Fact File; Passports 		Chronological Report; Newspaper Article 		Non-Chronological Report; Animal fact file 		Shape Poem 		
	Investigating how explorers of the past have shaped the world that we live in.		Living things and their habitats; microhabitats, adaptations and living things. 		Stick Transformation Project 	Relationships Changing Me 	Significant figures: Neil Armstrong and David Attenborough	Leaders & Special Books 	Music and Art 

Core Text

We will be exploring a range of different texts this term in Voyagers class, starting with a modern classic 'The Princess and the Frog'. Children will then go on to explore a range of royal texts including 'If I were King', 'The Knight Who Wouldn't Fight' and finally 'The Queen's Hat'. In addition to this Voyagers Class will enjoy exploring Oliver Jeffers books as he becomes the first of three author focuses of the year.



Autumn Term Learning in Voyagers



Writing

In our Talk 4 Writing lessons this term, we will be exploring diary entry style writing. Children will take on the role of King or Queen and record their day-to-day lives. Following this, Voyagers Class will immerse themselves in descriptive language and create a range of character descriptions. Finally, as the term comes to close we will be hosting a final farewell tea party for the topic, exploring the art of persuasive writing through the creation of a formal invitation to the King.

Maths

In Maths this term, Voyagers will be exploring place value and ensuring they have a secure knowledge of numbers to 100. Following this we will be exploring addition and subtraction within 20. As Christmas approaches, children will go on to investigate the properties of both 2D and 3D shapes.

Science

In Science Voyagers Class will be learning all about animals, including humans and the changes we go through within life. In addition to this, children will deepen their understanding of a healthy life style by exploring the importance of diet and personal hygiene.

Magnificent Monarchs



History

In our Magnificent Monarchs topic we will be exploring a range of British monarchs from different periods of time. Children will gain a key understanding of the significance of the British Monarchy by studying key individuals such as King William I, Queen Victoria and Queen Elizabeth I. Alongside this, children will investigate key aspects of Castles and the important role they have played over time. This will include a visit to Launceston Castle to help link our learning to the local environment.



Art & Design

Explore and Draw - exploring the idea that artists can be collectors and explorers as they develop key drawing composition skills.

Exploring the World through Mono Print - using a simple mono print technique to develop drawing skills, encourage experimentation and ownership.



PSHE

Our first half term of PSHE allows children to explore themselves as individuals, reflecting upon their fears and worries, hopes and dreams and how they contribute to the world around them both inside and outside of a school environment.

After half term, Voyagers Class will be celebrating our individuality by carefully considering the differences between ourselves and the people around us. Children will explore the concept of gender stereotypes and the importance of keep an open mind.

Physical Education

Through RealPE lessons, children will learn key skills and sportsmanlike behaviours in order to prepare them for taking part in team games.

Religious Education

In RE this term, Voyagers will explore two different religions:

What do Sikhs believe?

Children will explore the key beliefs of Sikhism, the Sikh creation story and other key features of this major world religion.

What do Muslims celebrate?

Voyagers will take part in a range of activities that allow them to explore key celebrations within the Islamic calendar such as, Islamic New Year, the Day of Ashura and Eid al-Fitr.

Homework

- Weekly reading of RWI books along with any additional texts children bring home.
- Curriculum homework grid - suggested 1 piece per half term

Suggested Reading...

King Charles - Little People, Big Dreams

What We'll Build - Oliver Jeffers

The Castle the King Built - Rebecca Colby (National Trust)

Queen Elizabeth II - Little People, Big Dreams



Homework & Reading



Reading at home

Reading with your child at home is one of the simplest but most important ways you can help your child. As you share books, you are helping improve your child's reading skills, vocabulary, and comprehension, but also showing them how important and enjoyable reading is.

Reading at home is expected on a regular basis - multiple times a week.

In KS1 children will be coming home with three books per week; a phonics book that we have read in school, an additional book to match their colour band and a reading book for pleasure.

Children should be sharing these books with you as often as possible at home. This can include you sharing their reading for pleasure book with them.

Curriculum Homework Grid



On the next page of this document you will see this term's homework choosing grid. We love to see your child exploring their learning further at home. It is recommended for your child to complete 2 pieces of homework from the grid a term (1 each half term).




CRIME & PUNISHMENT HOMEWORK GRID				
Reading	Writing	Maths	Science & Technology	Art & Design
Read a book from the school library or a book from home.	Write a story about a crime.	Use a ruler to draw a line.	Use a microscope to observe a specimen.	Draw a picture of a crime scene.
Read a book from the school library or a book from home.	Write a story about a crime.	Use a ruler to draw a line.	Use a microscope to observe a specimen.	Draw a picture of a crime scene.
Read a book from the school library or a book from home.	Write a story about a crime.	Use a ruler to draw a line.	Use a microscope to observe a specimen.	Draw a picture of a crime scene.





MAGNIFICENT MONARCHS HOMEWORK GRID



Creative Writing	History/ Geography	Maths	DT & Construction	Art & Design
<p>Kings and Queens have to approve of any laws passed within a country. What laws would you pass if you were King or Queen for the day?</p> 	<p>A country that has a King or Queen is known as having a Monarchy. How many countries in the world have a Monarchy? What do countries have instead of a King or Queen?</p>	<p>We know how many Kings or Queens have had the same name by the Roman numeral that follows - Queen Elizabeth II. Have a go at writing Roman numerals to ten.</p>	<p>Design your own crown fit for a King or Queen. Think carefully about what materials it would be made of and what precious gemstones you would include.</p> 	<p>Paint or draw a picture of a British King or Queen. Can people guess who you have chosen to draw/paint?</p>
<p>Design a menu fit for a Royal banquet! You are hosting a Royal diner, what speciality dishes would you want included?</p>	<p>Research a castle within the UK. When was it originally built and for who? Is it still in use today? What key features does it have?</p>	<p>Draw a timeline for certain Kings and Queens of Britain. Can you work out who was the longest reigning monarch? Or the shortest?</p> 	<p>Cardboard Castles - design and create a cardboard castle. Can you include key features of a castle such as turrets, windows or a draw-bridge?</p>	<p>Kings and Queens have royal coats of arms. Research images of these and design one for your own family.</p>

Reminders

PE Days

KS1 PE day is Tuesday.

Please ensure your child comes to school in the correct kit. With their hair tied back if it is long.

The children have settled back to school amazingly. I am looking forward to a fantastic year with them.

Any questions, do not hesitate to reach out through email or at pick-up.

Kind regards,
Miss Haggarty

Uniform

The children have returned to school looking very smart!

It is important for safety reasons that children do not wear large, dangle/drop earrings.

Please ensure hoodies are only worn on our PE day. Socks are to be plain black, grey or white.

The weather is fast turning on us! Please ensure your child has a waterproof coat each day.



Golden Rules




Children receive a GOLD STAR to post in our golden post box when they are consistently following our school rules. Names are pulled out of the golden post box in Celebration Assembly and certificates given.



House Teams



TEAM



This year, we have introduced our house team and house point system. The children will be placed into a house team with mixed ages and will collect points for their team throughout the school year. Points will be counted and announced in Celebration Assembly. The winning house team will receive a prize!

